


MEN'S
Bb
BASKETBALL

PROFILES

TERRAPIN



W
Co
Ins
atio
ce



22

NIK CANER-MEDLEY

FORWARD
PORTLAND, MAINE (DEERING)
6-8 • 240 • SENIOR, 3V

On Caner-Medley: A candidate for All-America and All-ACC honors ... Terps' top returning scorer at 16.0 points per game, including a 16.6 ppg average in ACC contests ... a versatile and physical athlete who can play the small and power forward positions ... an aggressive, slashing scorer who owns a shooter's touch and the ability to hit from long range ... left-hander possesses tremendous ball-handling skills for a player his size ... 81 career starts is the most for any current Terrapin ... one of three Maryland players from the state of Maine in school history, including Gary Williams' teammate Joe Harrington and Jon MacDonald in the late 1960s ... worked among the top college basketball players at Nike Camp in July 2005 and Michael Jordan's Flight School in August 2005 ... the recipient of first-ever LeFrak Foundation Scholarship for men's basketball in 2003.





WILLIAMS ON CANER-MEDLEY

"Nik had some games last year that were tremendous, such as his performance at Duke. This year he has to be more consistent. For Nik to achieve the goals that he has for this year, he really has to come in here and prepare every day to be a great player. Nik has worked hard in camps over the summer and played against guys who are considered to be the best players in the country. He knows what it takes, and I look forward for Nik to have a great senior year."

As a Junior in 2004-05: Led the Terrapins in scoring (16.0 ppg), minutes (1,008), starts (31) and 3-point field goals made (43) ... posted a double-figure scoring total in 27 of 32 games, recorded 10 games of 20 points or more and was Maryland's top scorer in 13 games ... poured in a career-high 35 points in Maryland's win over Temple (Jan. 15), in which he made 14-for-21 FG to eclipse his previous career-high by 12 points ... averaged team-high 16.9 ppg in ACC contests ... finished third on the team in rebounding (6.2 rpg) and second in steals (43) ... notched four double-doubles on the season ... barely missed a double-double in the Terps' NIT semifinal matchup vs. South Carolina (Mar. 29) with 13 points and nine boards in 26 minutes ... posted a double-double in the NIT win vs. Davidson (Mar. 23) with 12 points and 11 boards (10 defensive rebounds) ... scored all 15 of his points in the second half and grabbed 10 rebounds vs. NC State (Jan. 23) for his first double-double of the season ... second double-double of season came with 19 points, 11 rebounds in the Terps' double-overtime win at Virginia (Feb. 19) ... put in a 16-point, five-rebound performance against No.2 North Carolina (Feb. 27) to reach the 1,000-point plateau for his career ... led all scorers with 25 points in Maryland's win at No.2 Duke (Jan. 26), which included an 8-for-13 performance from the field, a 3-of-8 mark from beyond the arc, a 6-for-6 effort at the free throw line and five rebounds, three assists and four steals ... earned ESPN.com National Player of the Week honors for his performance against the Blue Devils (Jan. 31) ... netted 26 points and hit a career-high tying four 3-pointers at home against Virginia (Jan. 19) ... paced the Terps with 21 points on 9-for-14 shooting at Wake Forest (Jan. 11) ... chipped in with six rebounds, four assists and three steals against the Demon Deacons ... scored 20 points on in a 9-for-12 shooting effort vs. Liberty (Dec. 28) and tied his career-high with five steals ... earned BB&T Classic all-tournament honors, averaging 18.0 points and 6.0 rebounds across the weekend tournament ... notched career-highs in 3-pointers made (4) and attempted (9) in a 16-point showing against George Washington (Dec. 5) ... joined Chris McCray with a team-high 20 points in win over George Mason in the BB&T Semifinals (Dec. 4) ... worked alongside Michael Jordan and other top collegiate players at the Michael Jordan Flight School in August 2004 ... on the Terps' summer Italian Tour, was a perfect 5-for-5 in double-figure scoring contests ... averaged 16.4 points per game in Italy, including a 25-point effort in the win over Pistoia, and 5.8 rebounds per contest.

CANER-MEDLEY



As a Sophomore in 2003-04: Terp starter in all 32 contests ... finished third on team in scoring with 12.2 points per game and was the Terps' high-scorer in eight contests ... third on the squad in rebounding (4.7 rpg), assists (55) and blocked shots (34) ... standout performance sparked the Terps in a win at No. 1 Florida (Dec. 10) ... registered 22 points (one below career bests vs. Florida in field goals attempted (16), 3-point field goals (3), 3-point field goals attempted (7), rebounds (13, previous career-high was eight) and minutes played (43) ... his 22 points and 13 boards vs. Gators marked his first career double-double ... earned the Maryland Basketball "Clutch Performance of the Year" Award for his effort against Florida ... second career double-double came with a 15 point, 10 rebound effort at Florida State (Dec. 28) ... totaled 12 points, including 2-for-4 3-pointers and 4-for-4 free throws in the Terps' NCAA First Round victory over UTEP (March 18) ... was one of five Terrapins in double figures with 13 points vs. Wake in ACC Quarterfinals (March 12) ... put in a 6-for-6 effort at the free throw line and grabbed eight rebounds vs. the Deacons ... registered 13 points vs. Virginia (March 7) with eight rebounds in a "must win" for the Terps to close out the season ... netted 13 of his 20 points in the second half vs. Wake Forest at home (Feb. 28), and contributed four rebounds and three blocks ... one of five Maryland players in double figures in the Terps' home victory over Florida State (Feb. 8) with 14 points and a career-high tying four blocks ... led five Terps in double figures at Wake Forest (Jan. 29) with 15 points ... paced Terrapins with 21 points vs. Duke (Jan. 21) at home, scoring 13 in the final 9:21 of game ... grabbed a team-high eight rebounds vs. the Blue Devils ... scored 11 of his 17 points in the second half during Maryland's home win over North Carolina (Jan. 14) and added three rejections ... led Terps with 19 points vs. UNC-Greensboro (Dec. 23) and dished a career-high tying four assists ... made a clutch free throw with two seconds remaining in regulation to send the Wisconsin game into overtime for a Terp victory (Dec. 2) ... led the Terps with a career-high 23 points vs. George Mason (Nov. 25), and also contributed seven boards and three assists.

CANER-MEDLEY'S CAREER HIGHS

Category	#	Opponent/Date
Points	35	vs. Temple, 1/15/05
FG	14	vs. Temple, 1/15/05
FGA	21	vs. Temple, 1/15/05
3FG	4	vs. Virginia, 1/19/05
3FGA	9	vs. George Washington, 12/5/04
FT	7	vs. Mount St. Mary's, 1/4/05
FTA	9	vs. Wake Forest, 2/28/04
Rebounds	13	at North Carolina, 2/15/04
Assists	5	vs. Oral Roberts-NIT, 3/16/05
	5	at Virginia, 2/19/05
	5	vs. Memphis, 11/26/04
Blocks	4	vs. Florida State, 2/8/04
	4	vs. Wisconsin, 12/2/03
Steals	5	vs. Liberty, 12/28/04
	5	vs. NC State, 1/30/03
Minutes	43	at Virginia, 2/19/05
	43	at Florida, 12/10/03

CANER-MEDLEY'S 2004-05 GAME-BY-GAME STATISTICS (JUNIOR)

Date	Opponent	G-GS	Min.	FG-A	Pct.	3FG-A	Pct.	FT-A	Pct.	O-D	Tot	PF	A	TO	B	S	Pts
N19	JACKSON STATE	1-1	19	3- 8	.375	2-3	.667	4-6	.667	3-2	5	1	1	1	2	1	12
N23	MERCER	1-1	30	9-14	.643	1-3	.333	2-2	1.000	3-3	6	0	2	1	0	1	21
N26	vs. Memphis	1-1	28	7-13	.538	1-3	.333	0-1	.000	2-2	4	1	5	0	1	1	15
N30	at Wisconsin	1-1	24	2- 9	.222	1-2	.500	2-2	1.000	0-4	4	4	2	6	0	0	7
D4	vs. George Mason	1-1	24	7- 9	.778	2-3	.667	4-4	1.000	1-4	5	1	3	1	1	0	20
D5	vs. George Washington	1-1	32	5-15	.333	4-9	.444	2-2	1.000	2-5	7	3	2	3	0	1	16
D12	UNC ASHEVILLE	1-1	26	4- 8	.500	0-0	.000	0-0	.000	0-4	2	2	2	0	1	0	8
D19	FLORIDA STATE	1-1	36	4-15	.267	0-6	.000	3-3	1.000	1-3	4	4	2	3	0	3	11
D23	AMERICAN	1-1	32	6-11	.545	1-3	.333	3-4	.750	3-1	4	0	2	2	0	2	16
D28	LIBERTY	1-1	25	9-12	.750	0-0	.000	2-3	.667	2-3	5	1	2	1	0	5	20
J4	MOUNT ST. MARY'S	1-0	19	4- 8	.500	2-3	.667	7-8	.875	3-3	6	2	2	1	0	1	17
J8	at North Carolina	1-1	23	3- 8	.375	0-4	.000	4-6	.667	2-2	4	2	0	3	0	3	10
J11	at Wake Forest	1-1	33	9-14	.643	0-3	.000	3-7	.429	3-3	6	1	4	3	0	3	21
J15	TEMPLE	1-1	37	14-21	.667	1-5	.200	6-7	.857	6-3	9	3	2	2	1	2	35
J19	VIRGINIA	1-1	39	8-17	.471	4-8	.500	6-8	.750	3-4	7	2	2	2	2	1	26
J23	NC STATE	1-1	31	5-12	.417	1-4	.250	4-4	1.000	2-8	10	1	2	2	1	0	15
J26	at Duke	1-1	37	8-13	.615	3-8	.375	6-6	1.000	2-3	5	2	3	5	1	4	25
J30	GEORGIA TECH	1-1	34	8-19	.421	3-7	.429	0-0	.000	1-2	3	3	1	4	1	0	19
F1	at Clemson	1-1	27	4-14	.286	1-6	.167	0-0	.000	2-6	8	0	2	3	0	1	9
F5	at Miami	1-1	30	2-10	.200	1-3	.333	3-4	.750	2-5	7	3	3	4	1	2	8
F8	VIRGINIA TECH	1-1	36	7-11	.636	1-3	.333	6-7	.857	2-5	7	1	1	3	1	1	21
F12	DUKE	1-1	41	5-18	.278	0-1	.000	1-3	.333	3-6	9	3	2	1	0	0	11
F16	at NC State	1-1	35	7-12	.583	3-6	.500	2-2	1.000	4-2	6	4	1	1	0	1	19
F19	at Virginia	1-1	43	7-15	.467	0-1	.000	5-8	.625	2-9	11	1	5	1	0	0	19
F22	CLEMSON	1-1	32	9-15	.600	3-5	.600	2-3	.667	3-4	7	2	2	2	0	0	23
F27	NORTH CAROLINA	1-1	36	7-18	.389	1-3	.333	1-1	1.000	0-5	5	2	0	0	1	0	16
M5	at Virginia Tech	1-1	36	4-12	.333	0-2	.000	4-6	.667	1-1	2	4	1	2	0	1	12
M10	vs. Clemson (ACC)	1-1	35	5-17	.294	2-3	.667	2-2	1.000	4-6	10	3	2	3	0	1	14
M16	ORAL ROBERTS (NIT)	1-1	29	0- 7	.000	0-4	.000	0-2	.000	0-8	8	3	5	6	1	0	0
M23	DAVIDSON (NIT)	1-1	38	3-10	.300	1-4	.250	5-5	1.000	1-10	11	2	2	1	0	1	12
M26	TCU (NIT)	1-1	35	7-12	.583	3-5	.600	3-4	.750	0-0	0	1	2	3	1	3	20
M29	vs. South Carolina (NIT)	1-1	26	6-12	.500	1-3	.333	0-0	.000	0-7	9	3	2	5	0	2	13

CANER-MEDLEY'S 2003-04 GAME-BY-GAME STATISTICS (SOPHOMORE)

Date	Opponent	G-GS	Min.	FG-A	Pct.	3FG-A	Pct.	FT-A	Pct.	O-D	Tot	PF	A	TO	B	S	Pts
N22	AMERICAN	1-1	25	4- 9	.444	1-4	.250	0-0	.000	2-6	8	1	4	2	0	1	9
N25	GEORGE MASON	2-2	35	10-16	.625	1-3	.333	2-2	1.000	2-5	7	2	3	4	0	2	23
N29	HOFSTRA	3-3	33	7-13	.538	2-3	.667	3-6	.500	2-0	2	0	3	2	1	2	19
D2	WISCONSIN	4-4	38	3- 8	.375	0-1	.000	1-2	.500	1-3	4	4	0	0	4	0	7
D6	vs. Gonzaga	5-5	30	7-14	.500	1-5	.200	1-2	.500	1-3	4	2	1	4	2	1	16
D7	vs. West Virginia	6-6	33	2- 5	.400	1-1	1.000	1-1	1.000	2-6	8	1	1	2	0	0	6
D10	at Florida	7-7	43	9-16	.563	3-7	.429	1-2	.500	4-9	13	3	2	3	1	0	22
D14	PEPPERDINE	8-8	27	4- 9	.444	2-3	.667	0-1	.000	3-6	0	1	0	1	0	1	10
D23	UNC GREENSBORO	9-9	32	8-15	.533	1-3	.333	2-2	1.000	1-4	5	2	4	1	0	1	19
D28	at Florida State	10-10	36	6-15	.400	2-6	.333	1-2	.500	5-10	5	2	3	2	0	0	15
J3	MT. ST. MARY'S	11-11	31	5- 9	.556	0-1	.000	4-4	1.000	2-2	4	1	1	1	1	2	14
J6	UMES	12-12	29	5-14	.357	2-5	.400	3-5	.600	4-1	5	2	1	2	1	4	15
J14	NO. CAROLINA	13-13	38	7-13	.538	1-3	.333	2-2	1.000	1-3	4	2	1	4	3	1	17
J17	at Georgia Tech	14-14	32	1-10	.100	0-4	.000	3-4	.750	3-3	6	2	1	2	1	2	5
J21	DUKE	15-15	34	9-15	.600	1-3	.333	2-2	1.000	1-7	8	2	1	1	2	0	21
J25	at Clemson	16-16	28	5-12	.417	0-2	.000	3-3	1.000	1-1	2	2	1	3	1	1	13
J29	at Wake Forest	17-17	34	6-13	.462	3-7	.429	0-0	.000	1-3	4	3	1	5	1	2	15
F1	NC STATE	18-18	29	4- 9	.444	1-4	.250	1-4	.250	0-1	1	3	2	1	1	0	10
F4	at Virginia	19-19	24	3- 9	.333	0-2	.000	2-6	.333	1-1	2	2	2	2	0	1	8
F8	FLORIDA STATE	20-20	27	5- 9	.556	3-7	.429	1-3	.333	1-2	3	3	2	1	4	0	14
F15	at North Carolina	21-21	33	3-11	.273	1-6	.167	6-9	.667	1-0	1	3	1	1	0	0	13
F19	GEORGIA TECH	22-22	31	5-16	.313	0-4	.000	0-0	.000	4-3	7	1	2	1	2	1	10
F22	at Duke	23-23	24	3- 8	.375	1-4	.250	2-5	.400	3-0	3	4	2	4	0	1	9
F24	CLEMSON	24-24	20	0- 3	.000	0-1	.000	0-0	.000	1-0	1	2	3	7	1	0	0
F28	WAKE FOREST	25-25	36	6-12	.500	2-5	.400	6-9	.667	0-4	4	1	1	2	3	0	20
M3	at NC State	26-26	26	2- 8	.250	1-4	.250	3-3	1.000	1-1	2	1	2	3	1	1	8
M7	VIRGINIA	27-27	34	4-13	.308	3-8	.375	2-6	.333	6-2	8	2	2	0	0	1	13
M12	vs. Wake-ACC	28-28	30	3- 6	.500	1-2	.500	6-6	1.000	4-4	8	3	1	1	1	1	13
M13	vs. NC State-ACC	29-29	25	0- 2	.000	0-0	.000	4-5	.800	0-3	3	2	1	2	0	0	4
M14	vs. Duke-ACC	30-30	27	2- 6	.333	0-2	.000	1-3	.333	1-3	4	5	2	0	0	1	5
M18	vs. UTEP-NCAA	31-31	20	3- 7	.429	2-4	.500	4-4	1.000	0-0	3	3	3	3	0	1	12
M20	vs. Syracuse-NCAA	32-32	28	1- 3	.333	0-1	.000	2-2	1.000	2-2	4	2	1	2	0	0	4

CANER-MEDLEY'S 2002-03 GAME-BY-GAME STATISTICS (FRESHMAN)

Date	Opponent	G-GS	Min.	FG-A	Pct.	3FG-A	Pct.	FT-A	Pct.	O-D	Tot	PF	A	TO	B	S	Pts
N24	Miami (O.)	1-0	15	0-4	.000	0-0	.000	1-2	.500	0-2	2	2	1	1	2	3	1
N27	The Citadel	1-0	17	4-7	.571	0-0	.000	4-7	.571	1-3	4	1	1	0	2	0	12
N30	Duquesne	1-0	17	2-3	.667	0-1	.000	4-7	.571	2-6	8	0	1	1	0	0	8
D3	vs. Indiana	1-0	14	2-2	1.000	0-0	.000	0-1	.000	0-2	2	1	0	0	2	0	4
D7	vs. Notre Dame	1-1	22	4-6	.667	0-0	.000	0-0	.000	1-6	7	3	1	0	0	4	8
D8	vs. GW	1-1	18	2-4	.500	1-1	1.000	0-0	.000	2-0	2	3	1	2	0	2	5
D14	Florida	1-1	14	1-2	.500	0-0	.000	1-2	.500	1-4	5	2	0	0	0	0	3
D23	UMBC	1-1	19	4-6	.667	1-2	.500	2-2	1.000	6-2	8	2	1	1	0	2	11
D29	Georgia Tech	1-1	22	3-6	.500	1-1	1.000	0-0	.000	2-2	4	1	1	1	2	0	7
J4	Wagner	1-1	18	3-7	.429	1-1	1.000	2-2	1.000	5-1	6	0	0	1	1	0	9
J8	Hampton																



As a Freshman in 2002-03: Became the first true freshman to start regularly at Maryland since Steve Blake in 1999-00, totaling 18 starts in 31 games ... shared time with Calvin McCall at small forward, averaging 5.9 ppg and 3.5 rpg in his first collegiate season ... averaged 6.0 ppg and 2.0 rpg in the Terps' three NCAA Tournament games despite missing most of the Michigan State tilt (March 28) after injuring his ankle ... started nine of the team's last 11 games ... shot 20-of-33 (.606) from the field across the Terps' last eight games ... contributed 12 points and two rebounds in NCAA Tournament opening win over UNC Wilmington (March 21) ... added nine points and five rebounds in Maryland's ACC quarterfinal game vs. North Carolina (Feb. 22) ... after seven games as a reserve, returned to starting lineup vs. Florida State (Feb. 12) , playing 17 minutes and grabbing four rebounds ... made nine straight starts before coming off the bench to score eight against No. 1 Duke (Jan. 18) ... registered then-career highs for points (14), FG (7), FGA (14) and minutes (26) in coming off the bench at Georgia Tech (Feb. 9) ... led the team in rebounds (7, including five offensive) and also had seven points in 18 minutes off the bench against Virginia (Feb. 6) ... scored nine points on 4-of-5 shooting, with three rebounds, three assists and five steals vs. NC State (Jan. 30) ... collected six rebounds in 12 minutes in the Terps' gritty road win at Clemson (Jan. 25) ... made first career start against Notre Dame (Dec. 7), contributing eight points, seven rebounds and four steals in 22 minutes in the BB&T Classic opening round ... started the second game of the BB&T Classic, scoring five points with two rebounds in 18 minutes against George Washington (Dec. 8).

At Deering High School: Graduated from Deering High School in 2002 ... named player of the year in Maine and was tabbed the state's top-rated player following his junior year as well ... NHSCA Boys Basketball Athlete of the Year ... named the state's Mr. Basketball and the Gatorade Player of the Year ... a Top 100 national recruit who steadily drew more attention as his career progressed ... a finalist for the McDonald's All-American game ... remarkable scorer as a senior, tallying a school-record 51 points vs. South Portland (Feb. 12) ... scored 47 points in consecutive games, had one game with 46 and another with 44 during his final high school campaign ... scored 39 points in a regional final game, and scored 26



points in a state championship defeat to Brunswick ... led the Rams to back-to-back Western Maine titles, twice falling in the state finals ... led the state in scoring in back-to-back seasons, with a 36.5-point average in 2002 and a 26.8-point clip in 2001 ... Deering's career scoring leader with 1,641 points ... also led the Southern Maine Athletic Association (SMAA) as a senior with 15.6 rebounds and 4.2 steals per game, and added 4.6 assists ... posted 12.7 rebounds, 4.4 steals and 4.1 assists as a junior ... first-team all-state as a junior and senior, leading the SMAA in points and rebounds both seasons ... led his team to a 40-5 record in his last two seasons ... played guard until his junior year of high school after he grew five inches ... was a wide receiver in football as a freshman at Deering ... competed at the Capital Classic with Maryland teammates Travis Garrison and Chris McCray ... high school coach was Mike Francoeur.

Personal: Niklas Anthony Caner-Medley ... born on Oct. 20, 1983 ... son of Joe Medley and Janet Caner ... has one brother, Patrick (13) ... featured in *Sports Illustrated's* Faces In The Crowd during his senior year of high school ... high honor roll student in high school ... played summer AAU ball for Los Angeles-based Pump 'N Run, where he stayed with his grandparents, Ed and Gloria Medley ... once played summer basketball in the Rucker Park League in Harlem where he played beside former Terps Byron Mouton and Steve Francis, and played against Kobe Bryant ... majoring in American Studies.



CANER-MEDLEY'S CAREER STATISTICS

Year	G-GS	Min-Avg	FG-A	Pct	3FG-A	Pct	FT-A	Pct	Off-Def	Reb-Avg	PF-FO	Ast	TO	Blk	Stl	Pts-Avg
2002-03	31-18	519-16.7	74-138	.536	10- 27	.370	25- 43	.581	50- 60	110-3.5	65-1	30	29	20	37	183- 5.9
2003-04	32-32	982-30.7	142-328	.433	36-115	.313	69-105	.657	61- 90	151-4.7	71-2	55	69	34	27	389-12.2
2004-05	32-31	1008-31.5	188-409	.460	43-126	.341	92-120	.767	65-133	198-6.2	65-0	69	75	16	43	511-16.0
TOTALS	95-81	2509-26.4	404-875	.462	89-268	.332	186-268	.694	176-283	459-4.8	201-3	154	173	70	107	1083-11.4

CANER-MEDLEY'S ACC STATISTICS


Year	GP-GS	Min.-Avg.	FG-A	Pct.	3P-A	Pct.	FT-A	Pct.	OR-DR	Reb-Avg.	PF-D	Ast	To	Blk	St	Pts.-Avg.
2002-03	16-9	256-16.0	36-67	.537	6-14	.429	8-15	.533	25-27	52-3.3	41-1	19	16	8	23	86-5.4
2003-04	16-16	496-31.0	69-176	.392	19-70	.271	34-58	.586	30-36	66-4.1	38-1	26	40	22	11	191-11.9
2004-05	16-16	549-34.3	97-223	.435	21-70	.300	50-68	.735	33-68	101-6.3	35-0	31	39	8	21	265-16.6
TOTAL	48-41	1303-27.1	202-466	.433	46-154	.299	92-141	.652	88-131	219-4.6	114-2	76	95	38	55	542-11.3

CANER-MEDLEY'S NCAA TOURNAMENT STATISTICS


Year	GP-GS	Min.-Avg.	FG-A	Pct.	3P-A	Pct.	FT-A	Pct.	OR-DR	Reb-Avg.	PF-D	Ast	To	Blk	St	Pts.-Avg.
2002-03	3-2	59-19.7	8-12	.667	1-2	.500	1-2	.500	3-3	6-2.0	4-0	2	2	3	0	18-6.0
2003-04	2-2	48-24.0	4-10	.400	2-5	.400	6-6	1.000	2-2	4-2.0	5-0	4	5	0	1	16-8.0
TOTAL	5-4	107-21.4	12-22	.545	3-7	.429	7-8	.875	5-5	10-2.0	9-0	6	7	3	1	34-6.8

4

TRAVIS GARRISON
FORWARD
SUITLAND, MD. (DEMATHA)
6-8 • 241 • SENIOR, 3V



On Garrison: Powerful post player who can face the basket, rebound and defend in the interior ... Maryland's top returning rebounder at 6.5 boards per game ... soft-shooting big man who continues to take his game inside ... a three-year starter who has become a valuable part of Maryland's frontcourt rotation ... one of the ACC's top shotblockers after three seasons among league leaders ... has been working diligently on all areas of his game during the off-season.




WILLIAMS ON GARRISON

"Travis has to establish a mindset for the season. The basketball season is a long one and you have to be tough enough to deal with that for the duration. Travis is a great shooter for a big man, and he has had some unbelievable games where he's done it all. This year as a senior, Travis has to be more consistent throughout the season, and rebound and play great defense even when his shot is not falling."

As a Junior in 2004-05: One of three Terrapins to play in all 32 contests, starting 30 ... one of four Terrapins to average double-figures for the season, scoring at a 10.1 points per game clip ... notched 16 double-digit scoring games, including two contests of 20 or more ... averaged 11.9 ppg over the final 11 contests of the season ... led the squad in rebounding at 6.5 rpg, and registered seven games of double-figure rebounds ... finished second on the Terrapin team and sixth in the ACC with an .819 free throw percentage (86-of-105) ... was second on the squad and seventh in the conference with a 1.34 blocks per game average ... led team in scoring (15.0 ppg) and rebounding (9.3 rpg) during Maryland's four-game Postseason NIT run ... posted four double-doubles on the season ... recorded third double-double in four NIT games with 15 points and 10 rebounds vs. South Carolina in the semifinal round at Madison Square Garden (March 29) ... registered a double-double with 15 points and 10 rebounds vs. TCU in the quarterfinals (March 23) ... posted a double-double with 18 points and 11 boards in a NIT opening round win over Oral Roberts (March 16) ... also added four blocked shots against ORU ... netted 20 points with eight rebounds in the Terps' double-overtime win at Virginia (Feb. 19) ... between Feb. 12 and 22, averaged 16.0 ppg over a four-game stretch ... first double-double of season came with 17 points, 11 rebounds in the Terps' overtime victory over No.7 Duke (Feb. 12) ... spashed in two free throws at Miami in the final seconds of regulation to send the game into overtime (Feb. 5) ... grabbed a career-high 15 rebounds in the Terps' win vs. No. 21 Georgia Tech (Jan. 30) ... hit 5 of 6 free throws to cap a nine-point performance and seal a Maryland victory over No. 2 Duke at Cameron Indoor Stadium (Jan. 26) ... also collected five boards in 19 minutes off the bench at Duke ... tallied eight points and registered team-high nine rebounds with three blocks in a home win over Virginia (Jan. 19) ... amassed 11 rebounds, eight points and three blocks in only 19 minutes against Liberty (Dec. 28) ... scored a career-high 21 points on 6-of-10 shooting and hit 9 of 9 free throws to open the season against Jackson St. (Nov. 19) ... was the Terps' MVP during Maryland's Italian Tour in August ... averaged 16.4 points and 11.0 rebounds across the Terps' five games in Italy ... top performances included an 18-point, 18-rebound effort against Pistoia, and a 27-point, 12-rebound performance during the Terps' comeback against Varese.

GARRISON





20
06

MARYLAND

27
SPORTS

1
TEAM



As a Sophomore in 2003-04: Played in 32 games, drawing 25 starts and playing 21.8 minutes per game ... averaged 7.8 points per game to go along with 5.2 rebounds, making him the Terps' top returner on the boards ... stepped up his play during the postseason, averaging 13.0 points and 6.3 rebounds to earn second team ACC All-Tournament accolades ... totaled 39 points, 19 rebounds, four blocks and shot 12-for-24 (.500) from the floor over the three tournament games ... also posted impressive numbers during the Terps' NCAA Second Round game vs. Syracuse, scoring a team-high tying 16 points and grabbing a team-high tying nine rebounds ... registered 12 double-figure scoring games with nine double-digit performances coming in the Terps' last 17 games ... averaged 9.8 ppg over last 12 contests and 12.4 ppg during the postseason ... his 5.2 rebounds per game average ranked second on the squad and he averaged 7.0 rebounds during the NCAA Tournament ... ranked second on the squad with 36 blocked shots, finishing ninth in the ACC with 1.1 blocks per game ... totaled nine multi-rejection games and established a career-high with four blocked shots twice ... established a then career-high with 19 points on 5-for-7 field goal shooting, including a 3-for-4 mark from 3-point range, in the Terps' ACC Championship victory over Duke (March 14) ... also chipped in seven boards, two blocks and two steals against the Blue Devils in the title game ... posted his first career double-double with a team-high 16 points and 10 boards in the Terps' ACC Quarterfinal win over Wake Forest (March 12) ... also added three assists vs. the Demon Deacons ... tallied 10 points and three blocks in 19 minutes at home vs. Wake Forest (Feb. 28) ... scored 11 points on 4-for-8 shooting, including a 2-of-3 performance from 3-point range, at Duke (Feb. 22) ... paced Terrapins in scoring with 16 points at home vs. Georgia Tech (Feb. 19), and added seven rebounds ... grabbed a career-best 10 rebounds in back-to-back games vs. Virginia (Feb. 4) and Florida State (Feb. 8) ... led the Terps with a career-high four assists vs. Seminoles ... netted 11 points with five boards on the road vs. Clemson (Jan. 25), followed by 13 points and five rebounds at Wake Forest (Jan. 29) ... nailed game-winning 19-foot jumper – his only basket of the game – with 19 seconds left in overtime to lift the Terps to win over No. 1 Florida in Gainesville (Dec. 10) ... added seven rebounds and a career-high tying four blocks in a career-most 30 minutes ... put forth a 12-point, four-rebound, three-block effort against Hofstra (Nov. 29) ... tallied nine points with

GARRISON'S 2004-05 GAME-BY-GAME STATISTICS (JUNIOR)

Date	Opponent	G-GS	Min	FG-A	Pct	3FG-A	Pct	FT-A	Pct	O-D	Reb	PF	Ast	TO	Blk	Stl	Pts
N19	JACKSON STATE	1-1	19	6-10	.600	0-1	.000	9-9	1.000	2-5	7	0	1	1	1	1	21
N23	MERCER	1-1	18	2-8	.250	0-0	.000	0-0	.000	1-4	5	3	2	2	0	0	4
N26	vs. Memphis	1-1	24	2-9	.222	0-0	.000	5-6	.833	7-3	10	3	0	2	1	1	9
N30	at Wisconsin	1-1	33	4-8	.500	1-2	.500	2-2	1.000	3-4	7	2	1	1	1	0	11
D4	vs. George Mason	1-1	20	1-3	.333	0-0	.000	0-0	.000	2-4	6	4	0	3	1	1	2
D5	vs. George Washington	1-1	30	5-9	.556	0-0	.000	2-3	.667	4-3	7	5	2	1	0	0	12
D12	UNC ASHEVILLE	1-1	26	7-10	.700	0-0	.000	1-1	1.000	2-3	5	1	1	3	3	0	15
D19	FLORIDA STATE	1-1	17	2-6	.333	0-2	.000	0-0	.000	0-4	4	5	1	0	1	0	4
D23	AMERICAN	1-1	26	5-7	.714	2-2	1.000	2-2	1.000	2-4	6	0	2	1	2	0	14
D28	LIBERTY	1-1	19	3-7	.429	0-0	.000	2-2	1.000	4-7	11	2	0	0	3	0	8
J4	MOUNT ST. MARY'S	1-1	28	4-12	.333	2-3	.667	5-6	.833	5-2	7	1	1	1	1	0	15
J8	at North Carolina	1-1	24	5-12	.417	1-5	.200	2-4	.500	2-1	3	1	0	1	1	1	13
J11	at Wake Forest	1-1	22	4-7	.571	0-0	.000	0-0	.000	1-5	6	5	0	0	2	1	8
J15	TEMPLE	1-1	26	1-4	.250	1-2	.500	3-4	.750	1-4	5	0	2	2	0	0	6
J19	VIRGINIA	1-1	27	3-6	.500	0-1	.000	2-2	1.000	1-8	9	3	0	2	3	2	8
J23	NC STATE	1-1	26	3-5	.600	0-0	.000	5-6	.833	3-2	5	2	1	3	1	0	11
J26	at Duke	1-0	19	2-4	.500	0-0	.000	5-6	.833	2-3	5	4	0	2	1	0	9
J30	GEORGIA TECH	1-1	33	2-2	1.000	1-1	1.000	2-2	1.000	1-14	15	3	2	1	0	0	7
F1	at Clemson	1-1	21	1-4	.250	0-2	.000	2-4	.500	1-1	2	5	1	0	0	0	4
F5	at Miami	1-1	31	3-8	.375	0-0	.000	2-2	1.000	3-4	7	4	0	3	1	0	8
F8	VIRGINIA TECH	1-1	13	0-5	.000	0-1	.000	2-2	1.000	0-1	1	4	1	0	0	0	2
F12	DUKE	1-1	38	8-15	.533	1-2	.500	0-0	.000	5-6	11	3	1	2	4	0	17
F16	at NC State	1-1	21	4-10	.400	0-1	.000	3-3	1.000	2-3	5	2	1	1	0	0	11
F19	at Virginia	1-1	37	6-11	.545	1-1	1.000	7-8	.875	0-8	8	5	2	2	2	2	20
F22	CLEMSON	1-1	30	6-13	.462	0-2	.000	4-5	.800	5-2	7	5	2	3	2	0	16
F27	NORTH CAROLINA	1-1	23	0-5	.000	0-0	.000	1-2	.500	2-1	3	4	0	2	3	1	1
M5	at Virginia Tech	1-1	10	1-2	.500	1-1	1.000	0-0	.000	0-0	1	0	1	0	3	0	3
M10	vs. Clemson (ACC)	1-0	10	0-0	.000	0-0	.000	3-4	.750	1-2	3	5	1	2	0	1	3
M16	ORAL ROBERTS (NIT)	1-1	21	7-14	.500	1-2	.500	3-4	.750	7-4	11	3	0	2	4	0	18
M23	DAVIDSON (NIT)	1-1	23	5-10	.500	0-0	.000	2-2	1.000	4-2	6	2	0	1	0	1	12
M26	TCU (NIT)	1-1	27	3-6	.500	0-1	.000	9-12	.750	2-8	10	2	2	1	1	0	15
M29	vs. South Carolina (NIT)	1-1	35	7-14	.500	0-0	.000	1-2	.500	1-9	10	3	0	0	4	0	15

GARRISON'S 2003-04 GAME-BY-GAME STATISTICS (SOPHOMORE)

Date	Opponent	G-GS	Min	FG-A	Pct	3FG-A	Pct	FT-A	Pct	O-D	Reb	PF	Ast	TO	Blk	Stl	Pts
N22	AMERICAN	1-1	20	3-6	.500	0-0	.000	3-4	.750	4-4	8	2	0	0	1	1	9
N25	GEORGE MASON	2-2	22	2-8	.250	0-1	.000	1-2	.500	4-3	7	3	1	0	3	0	5
N29	HOFSTRA	3-3	17	2-6	.333	0-0	.000	8-12	.667	4-0	4	1	0	0	3	0	12
D2	WISCONSIN	4-4	19	3-6	.500	0-0	.000	0-1	.000	2-2	4	5	0	1	2	0	6
D6	vs. Gonzaga	5-5	25	1-6	.167	0-0	.000	2-4	.500	6-2	8	2	0	3	1	0	4
D7	vs. West Virginia	6-6	28	5-7	.714	1-1	1.000	0-0	.000	3-2	5	5	0	1	2	0	11
D10	at Florida	7-7	30	1-6	.167	0-0	.000	0-0	.000	2-5	7	4	1	3	4	0	2
D14	PEPPERDINE	8-8	5	1-1	1.000	0-0	.000	0-0	.000	1-2	3	3	0	0	0	0	2
D23	UNC GREENSBORO	9-9	25	5-8	.625	0-0	.000	0-0	.000	2-3	5	2	1	2	1	1	10
D28	at Florida State	10-10	14	4-5	.800	1-1	1.000	0-0	.000	0-1	1	4	1	2	0	1	9
J3	MT. ST. MARY'S	11-11	19	2-8	.250	1-2	.500	0-0	.000	1-2	3	1	2	0	1	2	5
J6	UMES	12-11	15	1-6	.167	0-2	.000	2-3	.667	2-1	3	2	0	1	0	0	4
J14	NO. CAROLINA	13-11	24	2-5	.400	0-0	.000	5-5	1.000	3-3	6	3	1	1	1	0	9
J17	at Georgia Tech	14-11	24	1-5	.200	0-0	.000	2-2	1.000	3-3	6	1	1	2	1	0	4
J21	DUKE	15-11	10	2-3	.667	0-0	.000	0-0	.000	0-1	1	1	0	2	1	0	4
J25	at Clemson	16-11	28	3-8	.375	1-1	1.000	4-4	1.000	3-2	5	4	0	0	1	2	11
J29	at Wake Forest	17-11	27	2-6	.333	1-2	.500	8-10	.800	1-4	5	2	1	0	0	0	13
F1	NC STATE	18-11	29	3-6	.500	1-2	.500	0-0	.000	2-3	5	4	1	0	0	0	7
F4	at Virginia	19-12	12	2-6	.333	0-1	.000	1-2	.500	6-4	10	3	0	3	0	1	5
F8	FLORIDA STATE	20-13	27	1-6	.167	0-3	.000	0-1	.000	3-7	10	0	4	3	0	0	2
F15	at North Carolina	21-14	21	4-7	.571	0-1	.000	2-2	1.000	2-1	3	5	0	2	0	1	10
F19	GEORGIA TECH	22-15	27	5-10	.500	2-3	.667	4-4	1.000	5-2	7	3	1	3	2	0	16
F22	at Duke	23-16	29	4-8	.500	2-3	.667	1-2	.500	3-1	4	3	0	3	1	2	11
F24	CLEMSON	24-17	18	2-5	.400	0-0	.000	0-0	.000	2-2	4	4	0	1	0	0	4
F28	WAKE FOREST	25-18	19	5-9	.556	0-1	.000	0-0	.000	1-1	2	4	0	1	3	0	10
M3	at NC State	26-19	31	1-6	.167	0-2	.000	0-0	.000	1-2	3	4	0	1	0	1	2
M7	VIRGINIA	27-20	10	1-4	.250	0-1	.000	0-0	.000	3-0	3	2	0	1	1	0	2
M12	vs. Wake-ACC	28-21	29	5-9	.556	1-3	.333	5-8	.625	3-7	10	1	3	3	1	1	16
M13	vs. NC State-ACC	29-22	21	2-8	.250	0-4	.000	0-0	.000	1-1	2	1	0	1	1	0	4
M14	vs. Duke-ACC	30-23	28	5-7	.714	3-4	.750	6-8	.750	1-6	7	4	0	1	2	2	19
M18	vs. UTEP-NCAA	31-24	22	2-8	.250	1-3	.333	2-3	.667	1-4	5	4	3	1	1	1	7
M20	vs. Syracuse-NCAA	31-25	21	5-11	.455	0-1	.000	6-8	.750	3-6	9	4	0	1	2	0	16

GARRISON'S 2002-03 GAME-BY-GAME STATISTICS (FRESHMAN)

Date	Opponent	G-GS	Min	FG-A	Pct	3FG-A	Pct	FT-A	Pct	O-D	Tot	PF	A	TO	B	S	Pts
N24	Miami (O.)	1-0	22	3-5	.600	0-0	.000	2-3	.667	2-4	6	2	1	1	1	0	8
N27	The Citadel	1-0	16	1-3	.333	0-0	.000	0-0	.000	0-3	3	3	1	0	1	1	2
N30	Duquesne	1-0	16	4-11	.364	1-2	.500	2-2	1.000	3-4	7	3	0	0	0	3	11
D3	vs. Indiana	1-0	26	4-8	.500	0-0	.000	0-0	.000	2-2	4	5	1	0	2	0	8
D7	vs. Notre Dame	1-0	20	1-7	.143	0-1	.000	2-2	1.000	1-2	3	2	1	1	0	0	4
D8	vs. GW	1-0	21	4-6	.667	0-0	.000	2-2	1.000	1-5	6	2	2	2	1	2	10
D14	Florida	1-0	11	0-4	.000	0-0	.000	1-2	.500	2-0	2	1	0	2	0	0	1
D23	UMBC	1-1	22	2-3	.667	0-0	.000	4-7	.571	5-3	8	4	1	1	2	2	8
D29	Georgia Tech	1-1	8	1-2	.500	0-0	.000	0-0	.000	1-1	2	3	0	1	1	0	2
J4	Wagner	1-1	14	2-4	.500	1-1	1.000	2-2	1.000	2-7	9	4	0	0	4	0	7
J8	Hampton	1-1	14	1-3	.333	0-1	.000	2-4	.500	2-5	7	4	1	1	1	0	4
J11	Florida State	1-1	15	2-2	1.000	1-1	1.000	2-2	1.000	0-0	0	5	3	2	1	1	7
J15	at Wake Forest	1-1	8	0-1	.000	0-1	.000	0-0	.000	0-1	1	1	0	0	2	0	0
J18	Duke	dnp-cd															
J22	at North Carolina	1-0	2	1-2	.500	0-0	.000	0-0	.000	2-1	3	2	0	1	0	0	2
J25																	

eight rebounds in 20 minutes in the Terps' season-opener vs. American (Nov. 22).

As a Freshman in 2002-03: Played in 30 games and started six, averaging 4.0 points and 3.1 rebounds in first college season ... scored five points and grabbed seven rebounds in the Terps' three NCAA Tournament games, including a five-point, five-rebound effort in Maryland's second-round victory over Xavier (March 23) ... led the Terps in rebounding in four games ... added five points and three rebounds in seven minutes vs. Virginia (March 9) ... played 19 minutes and scored eight points on 4-of-7 shooting against Loyola (Feb. 2) ... sparked the Terps to a 15-0 run in a low-scoring first half with five straight points at Clemson (Jan. 25) ... registered seven points and three assists against Florida State (Jan. 11) in his second ACC game ... netted eight points and grabbed eight rebounds against UMBC (Dec. 23) in his first college start ... joined Nik Caner-Medley that game in becoming the first pair of true freshmen to start for Maryland since March 16, 2000, when Tahj Holden and Steve Blake started against Iona in the NCAA Tournament ... played 26 minutes against No. 10 Indiana (Dec. 3) in the ACC/Big Ten Challenge, contributing eight points, four rebounds and a pair of blocks ... season high 11 points with seven rebounds and three steals against Duquesne ... registered a team-high six rebounds in his first collegiate contest against Miami (Ohio) (Nov. 24) ... also led all newcomers with 22 minutes in that game, and finished with eight points ... scored the first basket of the season by a Maryland newcomer with 13:51 remaining in the first half against Miami.

High School: Graduated from DeMatha High School in 2002 ... led powerhouse DeMatha to a 31-3 record as a senior while averaging 17.7 points, 13 rebounds and four blocks as the Stags won their second-straight D.C. city title ... shot 74 percent from the free throw line ... capped his senior season by leading the Stags to a state Catholic title in the Alhambra Invitational ... *USA Today* third team All-American and a consensus top 25 recruit ... named MVP of five tournaments including the Adolph Rupp Classic in Kentucky and the Basketball Hall of Fame Classic in Massachusetts, and selected for the McDonald's All-American game at Madison Square Garden ... the first local star named to the



McDonald's All-America game since former DeMatha stars Keith Bogans and Joe Forte in 1999 ... a first team All-Met selection by the *Washington Post* and a second team All-Met pick as a junior ... averaged 15 points, nine rebounds and three blocks as a junior under Hall of Fame coach Morgan Wootten ... was the MVP of the city title game as a junior ... participant in the Capital Classic alongside current Maryland teammates Nik Caner-Medley and Chris McCray ... longtime friend and AAU teammate of McCray.

Personal: Travis S. Garrison ... born April 20, 1984 ... son of Sheila and Lawrence Garrison ... has two older brothers, Lawrence (30) and Shavery (27) ... enjoys visiting museums and touring new cities ... has enjoyed growing up in the shadows of Washington, D.C., because of its different types of people, its history and its monuments ... favorite person is his mother, for having raised three sons ... favorite athlete is Michael Jordan because of the way he has opened doors as both a ballplayer and a successful businessman ... majoring in criminology and criminal justice.



GARRISON'S CAREER STATISTICS

Year	G-GS	Min-Avg	FG-A	Pct	3FG-A	Pct	FT-A	Pct	Off-Def	Reb-Avg	PF-FO	Ast	TO	Blk	Stl	Pts-Avg
2002-03	30- 6	362-12.1	45- 96	.469	3- 9	.333	26- 38	.684	32- 61	93-3.1	71-2	15	18	25	12	119- 4.0
2003-04	32-25	696-21.8	87-210	.414	15-42	.357	62- 85	.729	78- 87	165-5.2	91-3	21	43	36	16	251- 7.8
2004-05	32-30	777-24.3	112-252	.444	12-32	.375	86-105	.819	76-131	207-6.5	92-7	27	48	43	12	322-10.1
TOTALS	94-61	1835-19.5	244-558	.437	30-83	.361	174-228	.763	186-279	465-4.9	254-12	63	109	104	40	692- 7.4

GARRISON'S ACC STATISTICS

Year	GP-GS	Min.-Avg.	FG-A	Pct.	3P-A	Pct.	FT-A	Pct.	OR-DR	Reb-Avg.	PF-D	Ast	To	Blk	St	Pts.-Avg.
2002-03	15-3	128-8.5	16-25	.640	1-3	.333	8-11	.727	8-18	26-1.7	30-1	7	10	9	4	41-2.7
2003-04	16-10	350-21.9	42-99	.424	8-21	.381	27-32	.844	38-37	75-4.7	47-1	10	25	11	8	119-7.4
2004-05	16-15	392-24.5	50-115	.435	5-19	.263	37-46	.804	28-63	91-5.7	56-5	12	25	21	7	142-8.9
TOTAL	47-28	870-18.5	108-239	.452	14-43	.326	72-89	.809	74-118	192-4.1	133-7	29	60	41	19	302-6.4

GARRISON'S NCAA TOURNAMENT STATISTICS

Year	GP-GS	Min.-Avg.	FG-A	Pct.	3P-A	Pct.	FT-A	Pct.	OR-DR	Reb-Avg.	PF-D	Ast	To	Blk	St	Pts.-Avg.
2002-03	3-0	22-7.3	2-6	.333	0-0	.000	1-2	.500	2-5	7-2.3	6-0	0	0	2	0	5-1.7
2003-04	2-2	43-21.5	7-19	.368	1-4	.250	8-11	.727	4-10	14-7.0	8-0	3	2	3	1	23-11.5
TOTAL	5-2	65-13.0	9-25	.360	1-4	.250	9-13	.692	6-15	21-4.2	14-0	3	2	5	1	28-5.6



20
06

MARYLAND

27
SPORTS

1
TEAM




1 2

STERLING LEDBETTER


GUARD

**LAUREL, MD. (LAUREL/
ALLEGANY C.C.)**

6-4 • 198 • SENIOR, 1V



On Ledbetter: A strong, physical player at either the point or shooting guard positions ... an adept ball-handler and tenacious defender ... a "pass-first" point guard ... came to Maryland from the same JUCO program that produced All-American and three-time NBA All-Star Steve Francis, 2002 National Champion Ryan Randle and 2004 ACC Champion Jamar Smith ... performed well down the stretch for the Terps despite having to overcome two injuries in his first season at Maryland ... first had to recover from an automobile accident that sidelined him during May, June and part of July ... then had to overcome a torn calf muscle that kept him out of early-season practice.



WILLIAMS ON LEDBETTER

"Sterling had an opportunity at the end of the year to start the NIT games and average 30 minutes per game. That gave him a good chance to see what he had to work on for this year. He is in a great position to be the starting point guard, but he has to earn it. Part of being a point guard is to be a leader, and you have to be respected by your teammates in terms of helping the team win. We're looking forward to Sterling doing a good job this year."

As a Junior in 2004-05: Played in 24 games after recovering from a calf injury suffered during the preseason ... started the last four games for the Terps, leading the team to a 3-1 record in the Postseason NIT ... averaged 6.0 points, 5.3 rebounds and 5.0 assists in 33.0 minutes per game across that stretch ... was a perfect 9-for-9 from the line during the Terps' NIT run ... dished out eight assists and scored 10 points in 34 minutes in Maryland's NIT win vs. Davidson (Mar. 23) ... made his first career as a Terp in the NIT win vs. Oral Roberts (Mar. 16) ... netted 10 points, which included an 8-for-8 effort from the line, and grabbed nine boards while dishing five assists ... scored eight points and recorded a pair of steals vs. Clemson in ACC Tourney (March 10) ... grabbed seven rebounds in the Terps' double-overtime win at Virginia (Feb. 19) ... scored in double figures for the first time as a Terp at Clemson (Feb. 1), as he netted 10 points on 4-of-6 field goals and was 2-for-2 from the charity stripe ... registered five points with three rebounds in 12 minutes during the win over No. 21 Georgia Tech (Jan. 30) ... contributed six points with two rebounds and two steals in 13 minutes vs. Mount St. Mary's (Jan. 4) ... first action as a Terrapin came with two minutes at home vs. American (Dec. 23) ... he scored his first Terp career points in the contest, going 1-for-2 at free throw line.

At Allegany CC: Team captain and starting point guard at Allegany who led the Trojans to a 31-5 record and the NJCAA Final 16 in 2003-04 ... averaged 13.9 points per game in his second season, to go along with 7.1 assists and 6.1 rebounds ... earned first team all-conference (Maryland JUCO) honors in 2004 ... started all 30 games in 2002-03 in his first season ... averaged 8.8 points and 8.3 assists as a first-year player ... starred under legendary head coach Bob Kirk, who retired from Allegany in the summer of 2004.

LEDBETTER



At Laurel High School: Two-year starter at point guard and a first team all-conference selection as a senior at Laurel ... averaged 15.3 points, 8.0 assists and 6.0 rebounds per game as a senior ... led his squad to a 12-11 record in the challenging Prince George's County 4A conference ... as a junior, averaged 12.5 points per game and 10.0 assists ... nominated for the McDonald's All-American team ... high school coach was Keith Courtreyer.

Personal: Sterling Reid Ledbetter, Jr. ... born May 9, 1983 ... son of Deirdre and Sterling Ledbetter, Sr. ... is an only child ... lists Steve Francis as his favorite athlete ... nickname is "Sterbo" ... majoring in criminology and criminal justice.



LEDBETTER'S 2004-05 GAME-BY-GAME STATISTICS

Date	Opponent	G-GS	Min	FG-A	Pct	3FG-A	Pct	FT-A	Pct	O-D	Reb	PF	Ast	TO	Blk	Stl	Pts
N19	JACKSON STATE	dnp-inj															
N23	MERCER	dnp-inj															
N26	vs. Memphis	dnp-inj															
N30	at Wisconsin	dnp-inj															
D4	vs. George Mason	dnp-cd															
D5	vs. George Wash.	dnp-cd															
D12	UNC ASHEVILLE	dnp-cd															
D19	FLORIDA STATE	dnp-cd															
D23	AMERICAN	1-0	2	0-0	.000	0-0	.000	1-2	.500	0-0	0	0	0	0	0	0	1
D28	LIBERTY	1-0	9	0-0	.000	0-0	.000	1-2	.500	0-1	1	0	1	1	0	0	1
J4	MOUNT ST. MARY'S	1-0	13	2-3	.667	0-0	.000	2-2	1.000	0-2	2	1	1	1	0	2	6
J8	at North Carolina	1-0	15	1-2	.500	0-0	.000	0-0	.000	0-1	1	0	3	1	0	0	2
J11	at Wake Forest	1-0	19	1-2	.500	0-1	.000	0-0	.000	1-1	2	3	3	3	0	0	2
J15	TEMPLE	1-0	6	0-0	.000	0-0	.000	0-0	.000	0-0	0	0	1	1	0	0	0
J19	VIRGINIA	1-0	4	0-0	.000	0-0	.000	0-0	.000	0-0	0	0	0	0	0	0	0
J23	NC STATE	1-0	8	0-0	.000	0-0	.000	1-2	.500	0-0	0	1	0	0	0	0	1
J26	at Duke	dnp-cd															
J30	GEORGIA TECH	1-0	12	2-4	.500	0-0	.000	1-2	.500	1-2	3	1	0	3	0	0	5
F1	at Clemson	1-0	26	4-6	.667	0-1	.000	2-2	1.000	0-2	2	3	1	2	0	1	10
F5	at Miami	1-0	18	0-2	.000	0-0	.000	0-0	.000	2-2	4	1	0	1	0	0	0
F8	VIRGINIA TECH	1-0	11	0-0	.000	0-0	.000	1-2	.500	0-1	1	1	0	1	0	0	1
F12	DUKE	1-0	6	1-2	.500	0-0	.000	0-0	.000	0-0	0	0	1	0	0	0	2
F16	at NC State	1-0	18	1-2	.500	0-0	.000	1-2	.500	0-2	2	3	3	0	0	1	3
F19	at Virginia	1-0	29	1-6	.167	1-4	.250	0-2	.000	1-6	7	1	1	2	0	0	3
F22	CLEMSON	1-0	20	1-4	.250	1-1	1.000	4-4	1.000	3-1	4	2	3	3	0	0	7
F27	NORTH CAROLINA	1-0	13	1-1	1.000	0-0	.000	0-0	.000	0-0	0	0	2	2	0	1	2
M5	at Virginia Tech	1-0	9	0-0	.000	0-0	.000	0-0	.000	0-0	0	1	4	2	0	0	0
M10	vs. Clemson (ACC)	1-0	23	3-7	.429	0-0	.000	2-2	1.000	1-0	1	5	1	4	0	2	8
M16	ORAL ROBERTS (NIT)	1-1	30	1-3	.333	0-1	.000	8-8	1.000	4-5	9	0	5	2	0	0	10
M23	DAVIDSON (NIT)	1-1	34	4-6	.667	1-1	1.000	1-1	1.000	0-3	3	3	8	6	1	1	10
M26	TCU (NIT)	1-1	34	1-4	.250	0-2	.000	0-0	.000	2-4	6	1	6	3	0	2	2
M29	vs. South Carolina (NIT)	1-1	34	1-5	.200	0-2	.000	0-0	.000	1-2	3	4	1	6	0	1	2



LEDBETTER'S CAREER HIGHS

Category	#	Opponent/Date
Points	10	vs. Davidson-NIT, 3/23/05
	10	vs. Oral Roberts-NIT, 3/16/05
	10	at Clemson, 2/1/05
FG	4	vs. Davidson-NIT, 3/23/05
	4	at Clemson, 2/1/05
FGA	7	vs. Clemson-ACC, 3/10/05
3FG	1	vs. Davidson-NIT, 3/23/05
	1	vs. Clemson, 2/22/05
	1	at Virginia, 2/19/05
3FGA	4	at Virginia, 2/19/05
FT	8	vs. Oral Roberts-NIT, 3/16/05
FTA	8	vs. Oral Roberts-NIT, 3/16/05
Rebounds	9	vs. Oral Roberts-NIT, 3/16/05
Assists	8	vs. Davidson-NIT, 3/23/05
Blocks	1	vs. Davidson-NIT, 3/23/05
Steals	2	vs. TCU-NIT, 3/26/05
	2	vs. Clemson-ACC, 3/10/05
	2	vs. Mount St. Mary's, 1/4/05
Minutes	34	vs. So. Carolina-NIT, 3/29/05
	34	vs. TCU-NIT, 3/26/05
	34	vs. Davidson-NIT, 3/23/05

LEDBETTER'S CAREER STATISTICS

Year	G-GS	Min-Avg	FG-A	Pct	3FG-A	Pct	FT-A	Pct	Off-Def	Reb-Avg	PF-FO	Ast	TO	Blk	Stl	Pts-Avg
2004-05	23-4	393-17.1	25-59	.424	3-13	.231	25-33	.758	16-35	51-2.2	31-1	45	44	1	11	78-3.4

LEDBETTER'S ACC STATISTICS

Year	GP-GS	Min-Avg.	FG-A	Pct.	3P-A	Pct.	FT-A	Pct.	OR-DR	Reb-Avg.	PF-D	Ast	To	Blk	St	Pts-Avg.
2004-05	23-4	393-17.1	25-59	.424	3-13	.231	25-33	.758	16-35	51-2.2	31-1	45	44	1	11	78-3.4



20
06

MARYLAND

27
SPORTS

1
TEAM



13


CHRIS McCRAY

GUARD


CAPITOL HEIGHTS, MD.

(FAIRMONT HEIGHTS)

6-5 • 192 • SENIOR, 3V



On McCray: Quick, athletic shooting guard who started and played major minutes at the No. 2 position for the past two seasons ... one of the Terps' most versatile defenders capable of guarding opposing guards or forwards ... named to Dick Vitale's All-Blender team in 2005, citing his ability to blend in well and help the squad ... selected the ACC's most underrated player by the *Sporting News* in 2005 ... excellent ball-handler with experience at the point guard position ... proficient free throw shooter who paced the Terps with a .903 success rate at the line last season, finishing second in the ACC and tied for sixth in the nation ... local scoring star who is one of the most natural shooters on the squad ... sharpshooter and slasher who continues to improve and add strength to his frame.



WILLIAMS ON McCRAY

"Chris has a tremendous amount of experience, he has good size and can handle the ball well for a shooting guard. Now he needs to take it to the next level as a shooter. When he has open shots he has to knock them down. He's done that at times, but he's never taken over a game like those at the Juan Dixon level can do. Chris understands what he needs to do, and it is his turn now. He has been putting up a lot of shots. He worked hard over the summer and will continue to work leading up to the season."

As a Junior in 2004-05: Started 30 games for the Terps and was one of four players to average double-figure scoring ... his 14.1 ppg were second on the team, as were his 14.4 ppg in ACC contests ... one of the most consistent Terps down the stretch, he averaged 17.4 ppg, 5.0 rpg, 4.0 apg over final eight games ... scored in double figures in 26 contests, including an 11-game stretch between Jan. 30 and March 10 (18.0 ppg) ... recorded five games of 20 points or more, including four 20-pt games over his 11-game outburst ... finished second in the ACC and tied for sixth in the nation with a .903 mark from free throw line (102-for-113) ... best mark of the season came with a 10-for-10 effort in the Terps' home victory over Duke (Feb. 12) ... contributed 17 points, five boards and five assists in tying a career-high with 42 minutes played in the Terps' overtime win over the Blue Devils ... in two games defending Duke's J.J. Redick, McCray forced the Devil guard and ACC Player of the Year into shooting 12-for-40 from the field (30 percent), 6-for-20 from 3-point range (30 percent) and committing 11 turnovers (5.5 per game) ... finished among ACC leaders in steals (fifth, 1.90 per game) and assists (10th, 3.1 per game) ... also ranked ninth in the league in assist-to-turnover ratio (1.37) ... posted 19 multi-steal games and seven contests with three or more thefts ... notched at least one steal in all but three games this season ... paced the Terps with 15 points and six assists in the NIT semifinal vs. South Carolina (Mar. 29) ... scored 18 points, including a 6-for-6 mark from the free throw line, with four boards, five assists and three steals in the NIT quarterfinal win over TCU (Mar. 26) ... poured in a team-high 24 points (4-for-7 3FG) with eight rebounds, four assists and four steals in the Terps' ACC Tournament game against Clemson (Mar. 10) ... registered a career-high 25 points at home vs. No. 2 North Carolina (Feb. 27) ... made a career-best 5-for-6 3-pointers against the Tar Heels and added six boards and five assists ... netted 21 points (9-for-16 FG) along with four assists and two steals in 34 minutes vs. Clemson (Feb. 22) ... scored 16 points with six assists in Maryland's home win over Virginia Tech (Feb. 8) ... registered 23 points, including a 4-for-8 performance from 3-point range and a 7-for-8 effort at the line, at Miami (Feb. 5) ... notched 16 points with three assists in Maryland's win vs. No. 21 Georgia Tech (Jan. 30) ...

MCCRAY



contributed 20 points and four steals vs. George Mason in the BB&T Semifinals (Dec. 4) ... tied for a team-high 16-point performance vs. Memphis (Nov. 26) with four assists at the Hall of Fame Tip-Off Classic ... netted 15 points with a career-high nine rebounds and four steals vs. Mercer (Nov. 23) ... Terrapin team captain ... netted 13.0 points per game on the Terps' summer Italian Tour to go along with 4.0 rebounds and 2.6 steals per contest ... scored at an 80 percent clip from the free throw line in Italy, and put in a tour-best effort against Varese with 24 points, six rebounds four steals and a 9-of-10 mark from the charity stripe.

As a Sophomore in 2003-04: Contributed in all 32 contests, earning starts in 30 games ... led the Terps by shooting .822 (97-of-118) from the free throw line last season, finishing fifth in the Atlantic Coast Conference and earning the Outstanding Free Throw Shooter award at the Maryland basketball honors banquet in April ... averaged 11.0 points per game, making him one of four Terps to finish in double figures for the season ... improved his scoring average by 7.9 points per game from his freshman to sophomore seasons ... averaged 13.8 points in last nine games as the Terps finished the season with a 7-2 record ... stepped up his play in the Terps' two NCAA Tournament games, scoring at a 14.5 ppg clip while shooting .571 from the floor and .909 from the free throw line ... posted 20 double-figure scoring games ... ranked 10th in the ACC and second on the team with a 1.7 steals per game average, and averaged 2.0 steals per game during the NCAA Tournament ... recorded 13 multi-steal games and seven contests with three or more thefts ... had at least one steal in all but four games this season ... also second on the Terps' squad with 90 assists (2.8 per game) ... scored 10 points (including 4-of-4 free throws) vs. Syracuse in NCAA Second Round (March 20) ... paced Terps with 19 points in NCAA win over UTEP (March 18), shooting 5-of-8 from the field, including 3-of-4 from long range and 6-of-7 at the free throw line ... contributed 13 points, seven rebounds and four assists against Wake Forest in the ACC Quarterfinals (March 12) ... netted 13 points with three steals in Maryland's comeback win over NC State in the ACC semifinal (March 13) ... scored 15 of his 20 points in a "must-win" at home vs. Virginia (March 7) to pace the Terps ... netted 18 points vs. Wake Forest at home (Feb. 28), hitting 6-of-11 field goals to go along with four rebounds and four assists ... came off the bench to score 14 points on 6-of-8 shooting, adding five boards in 27 minutes during the home win vs. Clemson

MCCRAY'S 2004-05 GAME-BY-GAME STATISTICS (JUNIOR)

Date	Opponent	G-GS	Min	FG-A	Pct	3FG-A	Pct	FT-A	Pct	O-D	Reb	PF	Ast	TO	Blk	Stl	Pts
N19	JACKSON STATE	1-1	24	4-8	.500	1-3	.333	2-2	1.000	1-5	6	1	1	4	0	1	11
N23	MERCER	1-1	26	5-11	.455	1-6	.167	4-4	1.000	2-7	9	2	1	2	2	4	15
N26	vs. Memphis	1-1	26	6-8	.750	0-2	.000	4-4	1.000	0-2	2	3	4	0	0	2	16
N30	at Wisconsin	1-1	27	6-8	.750	2-3	.667	0-0	.000	0-2	2	5	2	4	0	2	14
D4	vs. George Mason	1-1	27	6-9	.667	2-3	.667	6-6	1.000	1-2	3	1	3	2	0	4	20
D5	vs. George Washington	1-1	29	4-7	.571	1-3	.333	0-0	.000	0-6	6	4	3	2	0	0	9
D12	UNC ASHEVILLE	1-1	25	6-10	.600	1-4	.250	2-2	1.000	0-3	3	0	4	3	0	2	15
D19	FLORIDA STATE	1-1	32	4-12	.333	1-5	.200	5-6	.833	0-0	0	3	2	2	0	2	14
D23	AMERICAN	1-1	26	5-11	.455	2-4	.500	0-1	.000	0-2	2	3	2	0	1	0	12
D28	LIBERTY	1-1	25	6-9	.667	1-2	.500	0-0	.000	1-4	5	1	2	1	0	1	13
J4	MOUNT ST. MARY'S	1-1	23	4-7	.571	0-3	.000	0-0	.000	0-4	4	2	1	2	0	4	8
J8	at North Carolina	1-1	28	3-17	.176	0-6	.000	7-8	.875	2-2	4	2	3	2	0	3	13
J11	at Wake Forest	1-1	28	1-7	.143	0-2	.000	0-0	.000	1-3	4	4	4	2	1	2	2
J15	TEMPLE	dnp-inj															
J19	VIRGINIA	1-1	28	4-7	.571	0-1	.000	4-4	1.000	4-3	7	1	3	0	1	2	12
J23	NC STATE	1-1	32	2-7	.286	2-5	.400	5-6	.833	1-5	6	4	3	3	0	1	11
J26	at Duke	1-1	36	3-11	.273	0-1	.000	1-1	1.000	4-2	6	2	1	2	1	2	7
J30	GEORGIA TECH	1-1	25	4-9	.444	0-3	.000	8-8	1.000	1-1	2	4	3	1	0	1	16
F1	at Clemson	1-1	27	4-9	.444	1-2	.500	2-2	1.000	0-2	2	2	1	0	0	1	11
F5	at Miami	1-1	39	6-13	.462	4-8	.500	7-8	.875	2-2	4	2	5	3	0	1	23
F8	VIRGINIA TECH	1-1	35	6-15	.400	2-6	.333	2-2	1.000	1-2	3	1	6	2	0	2	16
F12	DUKE	1-1	42	3-8	.375	1-3	.333	10-10	1.000	0-5	5	3	5	1	1	1	17
F16	at NC State	1-1	29	4-8	.500	1-4	.250	2-2	1.000	0-1	1	2	2	3	0	2	11
F19	at Virginia	1-1	42	5-14	.357	1-2	.500	2-2	1.000	3-4	7	2	6	3	0	2	13
F22	CLEMSON	1-1	34	9-16	.563	1-3	.333	2-2	1.000	3-0	3	4	4	3	1	2	21
F27	NORTH CAROLINA	1-1	35	7-12	.583	5-6	.833	6-6	1.000	3-3	6	1	5	2	0	1	25
M5	at Virginia Tech	1-1	37	7-13	.538	2-5	.400	2-2	1.000	3-4	7	4	3	3	0	3	18
M10	vs. Clemson-ACC	1-1	36	8-16	.500	4-7	.571	4-6	.667	3-5	8	2	4	4	0	4	24
M16	ORAL ROBERTS (NIT)	1-0	32	2-10	.200	0-7	.000	3-4	.750	1-3	4	3	4	5	0	2	7
M23	DAVIDSON (NIT)	1-1	31	5-13	.385	0-3	.000	1-3	.333	3-3	6	2	1	0	1	0	11
M26	TCU (NIT)	1-1	35	5-10	.500	2-5	.400	6-6	1.000	1-3	4	0	5	6	0	3	18
M29	vs. South Carolina (NIT)	1-1	35	5-11	.454	0-3	.000	5-6	.833	2-0	2	5	6	2	1	0	15

MCCRAY'S 2003-04 GAME-BY-GAME STATISTICS (SOPHOMORE)

Date	Opponent	G-GS	Min	FG-A	Pct	3FG-A	Pct	FT-A	Pct	O-D	Reb	PF	Ast	TO	Blk	Stl	Pts
N22	AMERICAN	1-1	17	4-8	.500	2-4	.500	0-0	.000	1-1	2	1	2	0	2	1	10
N25	GEORGE MASON	2-2	31	3-10	.300	0-2	.000	0-0	.000	1-3	4	1	3	4	0	1	6
N29	HOFSTRA	3-3	29	3-7	.429	1-4	.250	5-7	.714	3-2	5	1	1	1	1	3	12
D2	WISCONSIN	4-4	41	6-8	.750	1-2	.500	3-4	.750	0-1	1	3	2	3	0	3	16
D6	vs. Gonzaga	5-5	33	3-10	.300	1-6	.167	5-5	1.000	3-5	8	4	5	2	0	5	12
D7	vs. West Virginia	6-6	42	4-10	.400	3-6	.500	5-6	.833	0-3	3	4	7	4	1	4	16
D10	at Florida	7-7	39	2-9	.222	2-6	.333	0-0	.000	0-3	3	3	2	3	1	1	6
D14	PEPPERDINE	8-8	25	4-7	.571	2-4	.500	1-1	1.000	2-1	3	3	7	0	2	1	11
D23	UNC GREENSBORO	9-9	26	4-7	.571	1-4	.250	2-3	.667	1-5	6	0	2	1	1	1	11
D28	at Florida State	10-10	29	4-5	.800	2-3	.667	5-6	.833	0-0	5	1	5	1	1	1	15
J3	MT. ST. MARY'S	11-11	26	6-11	.545	2-3	.667	1-1	1.000	1-4	5	2	3	2	0	1	15
J6	UMES	12-12	27	1-4	.250	0-0	.000	0-0	.000	2-4	6	3	2	2	0	1	2
J14	NO. CAROLINA	13-13	23	1-4	.250	0-1	.000	4-5	.800	1-3	4	1	4	2	0	0	6
J17	at Georgia Tech	14-14	30	3-8	.375	1-4	.250	2-2	1.000	0-3	3	4	1	1	0	2	9
J21	DUKE	15-15	32	3-6	.500	1-2	.500	0-0	.000	1-3	4	5	2	1	1	0	7
J25	at Clemson	16-16	35	5-10	.500	1-4	.250	0-0	.000	2-3	5	1	3	1	0	2	11
J29	at Wake Forest	17-17	28	3-5	.600	0-1	.000	3-4	.750	1-3	4	3	1	1	1	1	9
F1	NC STATE	18-18	37	3-8	.375	0-4	.000	3-4	.750	1-5	6	3	4	3	0	1	9
F4	at Virginia	19-19	30	0-5	.000	0-2	.000	3-4	.750	0-5	5	1	2	1	1	0	3
F8	FLORIDA STATE	20-20	23	3-8	.375	0-2	.000	4-5	.800	1-2	3	3	0	0	1	1	10
F15	at North Carolina	21-21	30	4-14	.286	2-6	.333	6-7	.857	1-1	2	5	6	4	0	3	16
F19	GEORGIA TECH	22-22	28	3-8	.375	0-4	.000	5-6	.833	0-2	2	3	3	1	1	2	11
F22	at Duke	23-23	20	1-5	.200	0-2	.000	3-3	1.000	0-4	4	2	3	2	0	0	5
F24	CLEMSON	24-23	27	6-8	.750	1-1	1.000	1-2	.500	2-3	5	1	2	1	0	1	14
F28	WAKE FOREST	25-23	32	6-11	.545	1-3	.333	5-8	.625	2-2	4	5	4	1	0	1	18
M3	at NC State	26-24	19	3-4	.750	1-1	1.000	2-3	.667	0-4	4	4	4	1	0	2	9
M7	VIRGINIA	27-25	35	7-16	.438	1-7	.143	5-6	.833	1-2	3	3	2	1	2	5	20
M12	vs. Wake-ACC	28-26	30	4-6	.667	1-2	.500	4-5	.800	1-6	7	4	4	2	1	1	13
M13	vs. NC State-ACC	29-27	35	4-8	.500	0-2	.000	4-4	1.000	0-1	1	2	1	2	0	3	12
M14	vs. Duke-ACC	30-28	31	1-8	.125	1-3	.333	6-6	1.000	1-3	4	5	2	2	0	1	9
M18	vs. UTEP-NCAA	31-29	37	5-8	.625	3-4	.750	6-7	.857	1-3	4	3	4	4	0	2	19
M20	vs. Syracuse-NCAA	32-30	29	3-6	.500	0-2	.000	4-4	1.000	0-2	2	5	1	4	1	2	10

MCCRAY'S 2002-03 GAME-BY-GAME STATISTICS (FRESHMAN)

Date	Opponent	G-GS	Min	FG-A	Pct	3FG-A	Pct	FT-A	Pct	O-D	Tot	PF	A	TO	B	S	Pts
N24	Miami (O.)	1-0	7	0-2	.000	0-1	.000	1-2	.500	1-3	4	1	0	2	0	0	1
N27	The Citadel	1-0	12	2-3	.667	1-1	1.000	0-2	.000	0-0	0	0	1	0	1	2	5
N30	Duquesne	1-0	11	3-5	.600	2-3	.667	1-1	1.000	2-0	2	2	2	1	1	1	9
D7	vs. Notre Dame	1-0	6	0-0	.000	0-0	.000	0-0	.000	0-0	0	2	0	0	0	0	0
D8	vs. GW	1-0	1	0-0	.000	0-0	.000	0-0	.000	0-0	0	1	0	0	0	0	0
D23	UMBC	1-0	12	1-1	1.000	0-0	.000	2-4	.500	1-0	1	1	0	2	0	2	4
D29	Georgia Tech	1-0	7	0-2	.000	0-0	.000	0-0	.000	2-1	3	2	1	1	2	0	0
J4	Wagner	1-0	21	3-8	.375	1-3	.333	1-2	.500	1-1	2	0	2	4	1	7	8
J8	Hampton	1-0	17	4-9	.444	1-4	.250	0-0	.000	2-1	3	2	4	0	1	2	9
J11	Florida State	1-0	17	1-2	.500	0-1	.000	4-4	1.000	1-1	2	2	0	1	1	0	6
J15	at Wake Forest	1-0	11	3-5	.600	2-2	1.000	0-1	.000	2-4	6	2	1	2	0	1	8
J18	Duke	1-0	14	1-2	.500	0-0	.000	4-4	1.000	0-0	0	2	0	0	1	1	6
J22	at North Carolina	1-0	11	0-2	.000	0-1	.000	0-0	.000	1-2	3	1	2	1	0	0	0
J25	at Clemson	1-0	5	0-0	.000	0-0	.000	0-0	.000	0-1	1	0	0	1	0	1	0
J30	NC State	1-0	4	0-0	.000	0-0	.000	0-0	.000	0-0	0	0	0	0	0	0	0
F2	Loyola (Md.)	1-0	16	3-6	.500	1-4	.250	0-0	.000	2-2	4	0	4	1	0	2	7



(Feb. 24) ... led five Terps in double figures with 16 points at UNC (Feb. 15), with six assists and three steals in 30 minutes ... one of five Terps in double figures in the win vs. Florida State (Feb. 8) with 10 points ... shut down FSU's Tim Pickett defensively, allowing him only two points in second half as the Terps pulled away after halftime ... contributed 11 points with five rebounds and three assists on the road against Clemson (Jan. 25) ... followed up a 15-point effort on the road vs. Florida State (Dec. 28) with a 15-point, five-rebound, three-assist performance against Mount. St. Mary's (Jan. 3) ... scored 11 points, including a 2-for-4 performance from beyond the arc vs. Pepperdine (Dec. 14), and tied a career-high with seven assists ... registered 16 points vs. West Virginia (Dec. 7) at the BB&T Classic, including three 3-pointers, and career-high seven assists ... contributed an excellent effort vs. Wisconsin (Dec. 2), hitting 6-of-8 field goals and 3-of-4 free throws for 16 points.

As a Freshman in 2002-03: Played in 24 games, averaging 3.1 ppg in his first collegiate season ... scored seven points on 3-of-6 shooting, including a 3-pointer, against Loyola (Feb. 2), while adding four rebounds, four assists and two steals ... registered six points with a steal, and shot 4-of-4 from the free throw line in Maryland's win over then top-ranked Duke (Jan. 18) ... netted eight points, a team-high six rebounds and a pair of 3-pointers in 11 minutes at Wake Forest (Jan. 15) ... made two 3-pointers and scored nine points vs. Duquesne (Nov. 30) to go along with two assists and one steal in 11 minutes ... matched his career scoring high with nine points against Hampton (Jan. 8), while contributing four assists, three rebounds and four steals in 17 minutes ... collected eight points, seven steals and a pair of assists in a career-high 21 minutes against Wagner (Jan. 4) ... tied Terps' freshman record with seven steals against Wagner, matching Walt Williams' rookie total on March 11, 1989 vs. North Carolina in the ACC Tournament.

At Fairmont Heights High School: Graduated from Fairmont Heights High School in 2002 ... two-time All-Met selection by the *Washington Post* ... averaged 26.8 points, 7.9 rebounds, 5.3 assists and 2.7 steals per game ... holds school career records for points (1,970) and three-pointers (197), and ranked 16th among D.C. metro scoring leaders as a senior ... 40 percent 3-point shooter ... averaged 29



points to go with six assists and four rebounds as a junior when he was a runner-up in voting for All-Met Player of the Year honors ... season-high 41 points against Douglass as a senior, and had four 40-point scoring outbursts as a junior ... prep-high 49 points against St. Frances of Baltimore as a junior ... high school coach was George Wake ... team finished 12-10 as a senior, after a 19-6 mark and a trip to the Maryland 2A semifinals as a junior ... played in the Charm City Challenge in Baltimore, and the Capital Classic at the MCI Center with Nik Caner-Medley and Travis Garrison ... longtime friend and AAU teammate of Garrison.

Personal: Chris McCray ... born May 27, 1984 ... son of Shirleeta McCray and Chris Wilson ... has two younger sisters, Sharde (18) and Shantel (7) and one brother, William Proctor (18) ... was a member of the NAACP Young Men's Club at Fairmont Heights ... favorite sports movie is "Love and Basketball" ... majoring in criminology and criminal justice.



McCRAV'S CAREER STATISTICS

Year	G-GS	Min-Avg	FG-A	Pct	3FG-A	Pct	FT-A	Pct	Off-Def	Reb-Avg	PF-FO	Ast	TO	Blk	Stl	Pts-Avg
2002-03	24- 0	223- 9.3	25- 58	.431	10- 26	.385	15- 23	.652	17- 21	38-1.6	28-0	18	18	10	20	75- 3.1
2003-04	32-30	956-29.9	112-252	.444	31-101	.307	97-118	.822	30- 92	122-3.8	93-6	90	62	18	53	352-11.0
2004-05	31-30	956-30.8	149-326	.457	38-120	.317	102-113	.903	43- 90	133-4.3	75-2	99	70	9	58	438-14.1
TOTALS	87-60	2135-24.5	286-636	.450	79-247	.320	214-254	.843	90-203	293-3.4	196-8	207	150	37	131	865- 9.9

McCRAV'S ACC STATISTICS

Year	GP-GS	Min.-Avg.	FG-A	Pct.	3P-A	Pct.	FT-A	Pct.	OR-DR	Reb-Avg.	PF-D	Ast	To	Blk	St	Pts.-Avg.
2002-03	14-0	119-8.5	9-24	.375	4-10	.400	10-12	.833	8-14	22-1.6	19-0	5	8	5	4	32-2.3
2003-04	16-14	458-28.6	55-125	.440	11-47	.234	51-65	.785	13-45	58-3.6	49-4	42	26	8	22	172-10.8
2004-05	16-16	529-33.1	72-178	.404	21-62	.339	65-69	.942	28-39	67-4.2	41-0	56	32	5	28	230-14.4
TOTALS	46-30	1106-24.0	136-327	.416	36-119	.303	126-146	.863	49-98	147-3.2	109-4	103	66	18	54	434-9.4

McCRAV'S NCAA TOURNAMENT STATISTICS


Year	GP-GS	Min.-Avg.	FG-A	Pct.	3P-A	Pct.	FT-A	Pct.	OR-DR	Reb-Avg.	PF-D	Ast	To	Blk	St	Pts.-Avg.
2003-04	2-2	66-33.0	8-14	.571	3-6	.500	10-11	.909	1-5	6-3.0	8-1	5	8	1	4	29-14.5

31

WILL BOWERS
CENTER
HANOVER, MD.
(ARCHBISHOP SPALDING)
7-1 • 262 • JUNIOR, 2V



On Bowers: An imposing, physical big man with a shooter's touch ... consistently improved and worked himself into a starting role midway through his sophomore season ... put forth another tremendous off-season effort and boasts augmented strength and size ... attended a summer camp with the nation's outstanding big men to work on skills ... a major component of what should be a deep and impressive Terrapin frontcourt ... a formidable inside presence with all the physical tools necessary to be a competitor.



WILLIAMS ON BOWERS

"Will found out last year that he can be a pretty good player. He has worked hard, and when you are a seven-footer that does a couple of things well, you can really help the team and help yourself. We need Will's defense and we need his rebounding. He can make shots too, but when he is rebounding and defending well he gives us a presence that not many college basketball programs have."

As a Sophomore in 2004-05: Played in 31 of 32 games, making 10 starts ... started four straight games at center for the Terps mid-season, totaling 79 minutes, 13 points and 14 rebounds across that stretch from Jan. 26 to Feb. 5 ... the first start of his Terrapin career came in Maryland's win at No. 2 Duke (Jan. 26) ... he contributed four points, seven boards and two blocks in 23 minutes at Cameron Indoor Stadium ... pair of double-figure scoring games came back-to-back in the postseason with 10 vs. Clemson in the ACC Tournament (March 10) and 14 vs. Oral Roberts in the NIT first round (March 16) ... his career-best 14 point effort against ORU came on a 5-for-9 shooting night from the field and a 4-for-5 performance at the free throw line ... he also added five rebounds, and a pair of rejections in 17 minutes vs. Oral Roberts ... netted seven points and grabbed three boards at Miami (Feb. 5) in career-high tying 27 minutes ... tallied a career-high three blocked shots in the Terps' win at home over Virginia (Jan. 19) ... registered four points with five rebounds in 22 minutes as the Terps downed Temple (Jan. 15) ... contributed five points with six rebounds in 14 minutes vs. Mount St. Mary's (Jan. 4) ... recorded a career-high tying seven rebounds and three assists against Liberty (Dec. 28) ... tallied five boards and swatted two shots in a crucial 14-minute effort as the Terps topped Florida State in overtime at home (Dec. 19) ... played 14 minutes and netted a bucket vs. UNC Asheville (Dec. 12) ... totaled four points on 2-for-3 field goal shooting against George Mason in the BB&T Semifinals (Dec. 4) ... started four of five games during the Terps' summer Italian Tour.

As a Freshman in 2003-04: Saw game action in 19 contests, averaging 5.1 minutes per outing ... saw five contests of 10-plus minutes ... netted six points on 2-of-2 shooting with 2-of-4 successful free throws against Maryland-Eastern Shore (Jan. 6) ... pulled down four rebounds in only 10 minutes at Duke (Feb. 22) ... swatted two shots at Georgia Tech (Jan. 17) in seven minutes off the bench ... originally recorded career-highs vs. Pepperdine (Dec. 14) with four rebounds and 13 minutes... played nine minutes in the Terps' win at No. 1 Florida (Dec. 10), chipping in with a rebound and the first blocked shot of his career ... earned 10 minutes of playing time vs. American in his collegiate debut (Nov. 22) ... first career collegiate points came at the free throw line vs. Eagles, and also added two boards and a steal ... played in 13 of the Terps' first 15 games of the season.

BOWERS





20
06

MARYLAND

27
SPORTS

1
TEAM



At Archbishop Spalding High School: Starting center for Archbishop Spalding in Severn, Md. ... averaged 13.5 points per game as a senior to go along with 6.0 rebounds per game ... blocked 76 shots and dealt 40 assists as a senior ... shot 52.8 percent from the floor his final season, helping the Cavaliers to a 26-7 record and a second-place finish in the Baltimore Catholic League and the Maryland Interscholastic Athletic Association A Conference ... named to the *Baltimore Sun's* All-Metro first team in his senior season after being selected to the second team as a junior ... a BCL/MIAA All-Tournament team member after leading Archbishop Spalding to a second-place finish with a 20.0 points per game average in three tournament games ... finished his high school tenure with 1,100 career points ... a participant in Baltimore's Charm City Challenge with Ter-rapkin teammates Hassan Fofana, D.J. Strawberry and Ekene Ibekwe in April 2003 ... also participated in the Jordan Capital Classic Blue/White game at MCI Center later that month with Strawberry ... high school coach was Mike Glick.

Personal: William Loring Bowers ... born May 4, 1985 ... son of Karen and William "Bill" Bowers, Sr. ... an only child ... also a member of the tennis team in high school ... interests include U.S. history in the post-Civil War era and computers ... majoring in criminology and criminal justice.

BOWERS' CAREER HIGHS

Category	#	Opponent/Date
Points	14	vs. Oral Roberts-NIT, 3/16/05
FG	5	vs. Oral Roberts-NIT, 3/16/05
FGA	9	vs. Oral Roberts-NIT, 3/16/05
3FG	0	
3FGA	1	vs. Oral Roberts-NIT, 3/16/05
	1	at Wake Forest, 1/11/05
FT	4	vs. Oral Roberts-NIT, 3/16/05
	4	vs. Clemson-ACC, 3/10/05
	4	at Virginia Tech, 3/5/05
FTA	5	vs. Oral Roberts-NIT, 3/16/05
Rebounds	7	at Duke, 1/26/05
	7	vs. Liberty, 12/28/04
Assists	3	vs. Liberty, 12/28/04
Blocks	3	vs. Virginia, 1/19/05
Steals	2	vs. Clemson, 2/22/05
Minutes	27	vs. Clemson-ACC, 3/10/05
	27	at Miami, 2/5/05

BOWERS' 2004-05 GAME-BY-GAME STATISTICS (SOPHOMORE)

Date	Opponent	G-GS	Min	FG-A	Pct	3FG-A	Pct	FT-A	Pct	O-D	Reb	PF	Ast	TO	Blk	Stl	Pts
N19	JACKSON STATE	1-0	10	0-0	.000	0-0	.000	0-0	.000	0-0	0	1	0	2	0	0	0
N23	MERCER	1-0	10	0-0	.000	0-0	.000	0-0	.000	0-4	4	1	0	2	1	0	0
N26	vs. Memphis	1-0	3	0-1	.000	0-0	.000	0-0	.000	0-0	0	0	0	1	0	0	0
N30	at Wisconsin	1-0	2	0-0	.000	0-0	.000	0-0	.000	0-0	0	0	0	0	0	0	0
D4	vs. George Mason	1-0	13	2-3	.667	0-0	.000	0-2	.000	0-2	2	4	1	0	1	0	4
D5	vs. George Wash.	dnp-cd															
D12	UNC ASHEVILLE	1-0	14	1-4	.250	0-0	.000	0-0	.000	0-0	0	3	1	1	0	0	2
D19	FLORIDA STATE	1-0	14	1-3	.333	0-0	.000	0-0	.000	1-4	5	2	1	1	2	0	2
D23	AMERICAN	1-0	9	0-0	.000	0-0	.000	0-0	.000	1-1	2	1	1	1	0	1	0
D28	LIBERTY	1-0	18	2-4	.500	0-0	.000	0-0	.000	3-4	7	3	3	0	1	0	4
J4	MOUNT ST. MARY'S	1-0	14	2-4	.500	0-0	.000	1-1	1.000	2-4	6	2	1	0	0	0	5
J8	at North Carolina	1-0	13	0-2	.000	0-0	.000	2-2	1.000	0-2	2	2	0	1	0	0	2
J11	at Wake Forest	1-0	15	1-3	.333	0-1	.000	1-1	1.000	1-3	4	4	0	0	0	0	3
J15	TEMPLE	1-0	22	1-2	.500	0-0	.000	2-4	.500	1-4	5	2	0	0	1	0	4
J19	VIRGINIA	1-0	21	1-4	.250	0-0	.000	0-0	.000	0-2	2	3	0	0	3	0	2
J23	NC STATE	1-0	6	1-2	.500	0-0	.000	0-0	.000	0-0	0	1	0	1	0	0	2
J26	at Duke	1-1	23	2-7	.286	0-0	.000	0-0	.000	4-3	7	3	0	3	2	1	4
J30	GEORGIA TECH	1-1	16	0-1	.000	0-0	.000	0-2	.000	0-1	1	1	1	1	0	0	0
F1	at Clemson	1-1	13	1-2	.500	0-0	.000	0-0	.000	0-3	3	4	0	1	0	0	2
F5	at Miami	1-1	27	3-7	.429	0-0	.000	1-4	.250	1-2	3	4	0	3	1	0	7
F8	VIRGINIA TECH	1-0	19	3-3	1.000	0-0	.000	0-0	.000	0-4	4	2	0	2	1	0	6
F12	DUKE	1-1	10	2-3	.667	0-0	.000	1-2	.500	1-1	2	4	1	0	0	0	5
F16	at NC State	1-1	9	0-1	.000	0-0	.000	0-0	.000	0-1	1	0	0	0	0	0	0
F19	at Virginia	1-0	6	0-1	.000	0-0	.000	0-0	.000	0-0	0	1	1	0	1	0	0
F22	CLEMSON	1-0	5	0-0	.000	0-0	.000	0-0	.000	0-0	0	3	0	1	2	2	0
F27	NORTH CAROLINA	1-0	4	1-3	.333	0-0	.000	0-0	.000	1-0	1	1	0	0	1	0	2
M5	at Virginia Tech	1-0	10	0-2	.000	0-0	.000	4-4	1.000	1-2	3	2	0	0	2	0	4
M10	vs. Clemson (ACC)	1-1	27	3-6	.500	0-0	.000	4-4	1.000	4-2	6	2	0	3	1	0	10
M16	ORAL ROBERTS (NIT)	1-1	17	5-9	.556	0-1	.000	4-5	.800	2-3	5	2	1	1	2	0	14
M23	DAVIDSON (NIT)	1-1	9	0-3	.000	0-0	.000	0-0	.000	2-2	4	2	2	1	0	0	0
M26	TCU (NIT)	1-1	9	0-0	.000	0-0	.000	2-4	.500	0-2	2	2	0	0	1	0	2
M29	vs. South Carolina (NIT)	1-0	1	0-0	.000	0-0	.000	0-0	.000	0-0	0	1	0	1	0	0	0

BOWERS' 2003-04 GAME-BY-GAME STATISTICS (FRESHMAN)

Date	Opponent	G-GS	Min	FG-A	Pct	3FG-A	Pct	FT-A	Pct	O-D	Reb	PF	Ast	TO	Blk	Stl	Pts
N22	AMERICAN	1-0	10	0-0	.000	0-0	.000	2-2	1.000	1-1	2	1	0	2	0	1	2
N25	GEORGE MASON	2-0	1	0-0	.000	0-0	.000	0-0	.000	0-0	0	0	0	0	0	0	0
N29	HOFSTRA	3-0	1	0-0	.000	0-0	.000	0-0	.000	0-0	0	0	0	0	0	0	0
D2	WISCONSIN	dnp-cd															
D6	vs. Gonzaga	4-0	1	0-0	.000	0-0	.000	0-0	.000	0-0	0	0	0	0	0	0	0
D7	vs. West Virginia	dnp-cd															
D10	at Florida	5-0	9	0-2	.000	0-0	.000	0-1	.000	0-1	1	3	0	0	1	0	0
D14	PEPPERDINE	6-0	13	1-2	.500	0-0	.000	2-2	1.000	1-3	4	1	1	0	0	0	4
D23	UNC-GREENSBORO	7-0	10	0-2	.000	0-0	.000	0-0	.000	1-2	3	3	1	0	0	0	0
D28	at Florida State	8-0	5	0-1	.000	0-0	.000	0-0	.000	0-0	0	1	1	1	0	0	0
J3	MT. ST. MARY'S	9-0	7	1-2	.500	0-0	.000	0-0	.000	0-1	1	2	0	0	0	0	2
J6	UMES	10-0	13	2-2	1.000	0-0	.000	2-4	.500	0-2	2	3	1	0	0	0	6
J14	NO. CAROLINA	11-0	2	0-0	.000	0-0	.000	0-0	.000	0-0	0	0	0	1	0	0	0
J17	at Georgia Tech	12-0	7	0-1	.000	0-0	.000	0-0	.000	0-2	2	2	0	0	2	0	0
J21	DUKE	13-0	2	0-0	.000	0-0	.000	0-0	.000	0-1	1	0	0	0	0	0	0
J25	at Clemson	dnp-cd															
J29	at Wake Forest	14-0	2	0-0	.000	0-0	.000	2-2	1.000	1-0	1	1	0	0	0	0	2
F1	NC STATE	dnp-cd															
F4	at Virginia	15-0	2	0-0	.000	0-0	.000	0-0	.000	0-0	0	0	0	0	0	0	0
F8	FLORIDA STATE	dnp-cd															
F15	at North Carolina	16-0	1	0-0	.000	0-0	.000	0-0	.000	0-0	0	1	0	0	0	0	0
F19	GEORGIA TECH	dnp-cd															
F22	at Duke	17-0	10	0-1	.000	0-0	.000	0-2	.000	1-3	4	2	0	0	0	1	0
F24	CLEMSON	18-0	1	0-0	.000	0-0	.000	0-0	.000	0-1	1	0	0	0	0	0	0
F28	WAKE FOREST	19-0	0+	0-0	.000	0-0	.000	0-0	.000	0-0	0	0	0	0	0	0	0
M3	at NC State	dnp-cd															
M7	VIRGINIA	dnp-cd															
M12	vs. Wake-ACC	dnp-cd															
M13	vs. NC State-ACC	dnp-cd															
M14	vs. Duke-ACC	dnp-cd															
M18	vs. UTEP-NCAA	dnp-cd															

BOWERS' CAREER STATISTICS

Year	G-GS	Min-Avg	FG-A	Pct	3FG-A	Pct	FT-A	Pct	Off-Def	Reb-Avg	PF-FO	Ast	TO	Blk	Stl	Pts-Avg
2003-04	19-0	97- 5.1	4-13	.308	0-0	.000	8-13	.615	5-17	22-1.2	20-0	4	4	3	3	16-0.8
2004-05	31-10	389-12.5	32-80	.400	0-2	.000	22-35	.629	25-56	81-2.6	63-0	14	27	23	4	86-2.8
TOTALS	50-10	486- 9.7	36-93	.387	0-2	.000	30-48	.625	30-73	103-2.1	83-0	18	31	26	7	102-2.0

BOWERS' ACC STATISTICS

Year	GP-GS	Min.-Avg.	FG-A	Pct.	3P-A	Pct.	FT-A	Pct.	OR-DR	Reb-Avg.	PF-D	Ast	To	Blk	St	Pts.-Avg.
2003-04	10-0	32-3.2	0-3	.000	0-0	.000	2-4	.500	2-7	9-0.9	7-0	1	2	2	1	2-0.2
2004-05	16-6	211-13.2	16-44	.364	0-1	.000	9-15	.600	10-28	38-2.4	37-0	4	14	15	3	41-2.6
TOTALS	26-6	243-9.3	16-47	.340	0-1	.000	11-16	.688	12-35	47-1.8	44-0	5	16	17	4	43-1.7

33

GINI CHUKURA

FORWARD


SILVER SPRING, MD.

(GOOD COUNSEL)

6-5 • 210 • JUNIOR, 1V



On Chukura: Terrapin walk-on who joined the team last December ... an adept rebounder, slashing scorer and aggressive on-ball defender ... brings a tremendous amount of energy, intensity and enthusiasm to practice sessions ... originally displayed his skills at walk-on tryouts in the fall of 2004.



WILLIAMS ON CHUKURA

"Gini did a great job as a walk-on last year. He plays hard in practice. In other words, there is no drop-off when Gini is out there on the second team. He will continue to fill that role this year, and he will do a great job."

As a Sophomore in 2004-05: Played in six contests after joining the squad as a walk-on in December ... was added to the Terps' roster to give the team depth after injuries to then-seniors Mike Grinnon and Darien Henry ... saw first collegiate action in Maryland's victory over Liberty (Dec. 28) ... grabbed his first career rebound in his debut, a three-minute stint against the flames ... logged two minutes of action against Mount St. Mary's (Jan. 4) ... saw first ACC action at the Dean Smith Center as the Terps faced North Carolina (Jan. 8) ... made an appearance against Clemson in the Terrapins' ACC Tournament matchup (March 10) ... saw postseason action in Maryland's NIT victory over TCU at Comcast Center (March 26).

At Good Counsel High School: Lettered in two seasons for Good Counsel's varsity squad in Wheaton, Md. ... attended same high school as Terrapin teammate James Gist ... high school coach was Tim McKenna.

Personal: Gini Ifeayinchukwu Chukura ... birthday is Oct. 17, 1985 ... parents' names are Niki Ababio and Chris Chukura ... has two younger twin brothers, Peter (15) and Paul (15) ... lists Kevin Garnett as his favorite pro basketball player because of the overall contributions he makes to his team ... interests include music and drawing ... pronounced "GIN-ee cha-KOOR-uh".

CHUKURA'S 2004-05 GAME-BY-GAME STATISTICS (SOPHOMORE)

Date	Opponent	G-GS	Min	FG-A	Pct	3FG-A	Pct	FT-A	Pct	O-D	Reb	PF	Ast	TO	Blk	Stl	Pts
D28	LIBERTY	1-0	3	0-0	.000	0-0	.000	0-0	.000	0-1	1	0	0	0	0	0	0
J4	MOUNT ST. MARY'S	1-0	2	0-0	.000	0-0	.000	0-0	.000	0-0	0	0	0	0	1	0	0
J8	at North Carolina	1-0	1	0-0	.000	0-0	.000	0-0	.000	0-0	0	0	0	0	0	0	0
J11	at Wake Forest	1-0	0+	0-0	.000	0-0	.000	0-0	.000	0-0	0	0	0	0	0	0	0
J15	TEMPLE	dnp-cd															
J19	VIRGINIA	dnp-cd															
J23	NC STATE	dnp-cd															
J26	at Duke	dnp-cd															
J30	GEORGIA TECH	dnp-cd															
F1	at Clemson	dnp-cd															
F5	at Miami	dnp-cd															
F8	VIRGINIA TECH	dnp-cd															
F12	DUKE	dnp-cd															
F16	at NC State	dnp-cd															
F19	at Virginia	dnp-cd															
F22	CLEMSON	dnp-cd															
F27	NORTH CAROLINA	dnp-cd															
M5	at Virginia Tech	dnp-cd															
M10	vs. Clemson (ACC)	1-0	0+	0-0	.000	0-0	.000	0-0	.000	0-0	0	0	0	0	0	0	0
M16	ORAL ROBERTS. (NIT)	dnp-cd															
M23	DAVIDSON (NIT)	dnp-cd															
M26	TCU (NIT)	1-0	0+	0-0	.000	0-0	.000	0-0	.000	0-0	0	0	0	0	0	0	0
M29	vs. South Car. (NIT)	dnp-cd															

CHUKURA

CHUKURA'S CAREER STATISTICS

Year	G-GS	Min-Avg	FG-A	Pct	3FG-A	Pct	FT-A	Pct	Off-Def	Reb-Avg	PF-FO	Ast	TO	Blk	Stl	Pts-Avg
2004-05	6-0	6-1.0	0-0	.000	0-0	.000	0-0	.000	0-1	1-0.2	0-0	0	0	1	0	0-0.0

CHUKURA'S ACC STATISTICS

Year	GP-GS	Min.-Avg.	FG-A	Pct.	3P-A	Pct.	FT-A	Pct.	OR-DR	Reb-Avg.	PF-D	Ast	To	Blk	St	Pts.-Avg.
2004-05	2-0	1-0.5	0-0	.000	0-0	.000	0-0	.000	0-0	0-0.0	0-0	0	0	0	0	0-0.0